

Scaled data based on original data using
LM-79-08 Approved Method: Electrical and Photometric Measurements of Solid-
State Lighting Products

Test Report Prepared for
Cooper Lighting Solutions
(formerly Eaton)

Brand: McGRAW-EDISON

Report Number: P192306

Luminaire Tested: **GLEON-AF-08-LED-E1-T3R-7050-1200**

Issue Date: 3/3/2020

Test Information

Test Method: LM-79-08
Report Number: P192306
TEST IS SCALED FROM IESNA LM-79-08 TEST DATA (P40129)
Test Lab: INNOVATION CENTER P2
Issue Date: 3/3/2020
Manufacturer: COOPER LIGHTING SOLUTIONS (FORMERLY EATON)
Product Line: MCGRAW-EDISON
Catalog Number: GLEON-AF-08-LED-E1-T3R-7050-1200
Description: GALLEON AREA AND ROADWAY LUMINAIRE
(8) 70 CRI, 5000K, 1200mA LIGHTSQUARES WITH 16 LEDS EACH AND TYPE III
ROADWAY OPTICS
Light Source: -
Ballast/Driver: ELECTRONIC DRIVER

Summary

Lumens per Lamp: N/A
Luminaire Lumens: 53506 lumens
Efficiency: N/A
Efficacy: 104.7 lumens/watt
Luminous Opening: Rectangular (W 2' x L: 1' x H: 0')
IES Classification: Type III - Short - Full Cutoff
BUG Rating: B3 - U0 - G5

Input Watts (W): 511
Input Voltage (V): NR
Input Current (Ain): NR
Voltage Rise (V): NR
Power Factor: NR
Total Harmonic Distortion (THDi): NR
Frequency (hertz): 60
Stabilization Time: NR
Operation Time: NR
Ambient Temperature (°C): NR
Test Distance: 25 FT

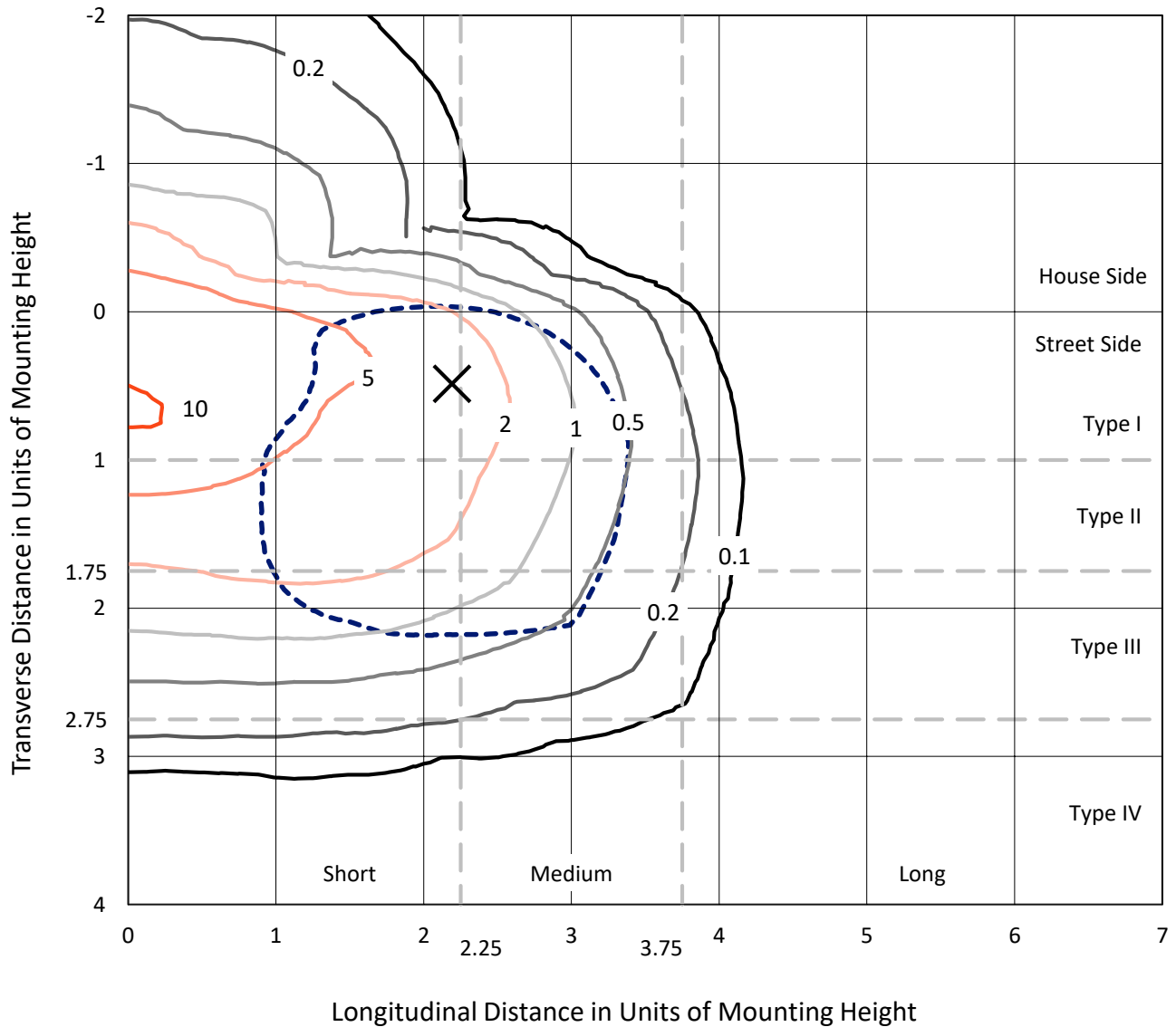


REPORT NUMBER: P192306

CATALOG NUMBER: GLEON-AF-08-LED-E1-T3R-7050-1200

Iso-Footcandle Lines of Horizontal Illumination

× Max cd
 - - - 1/2 Max cd

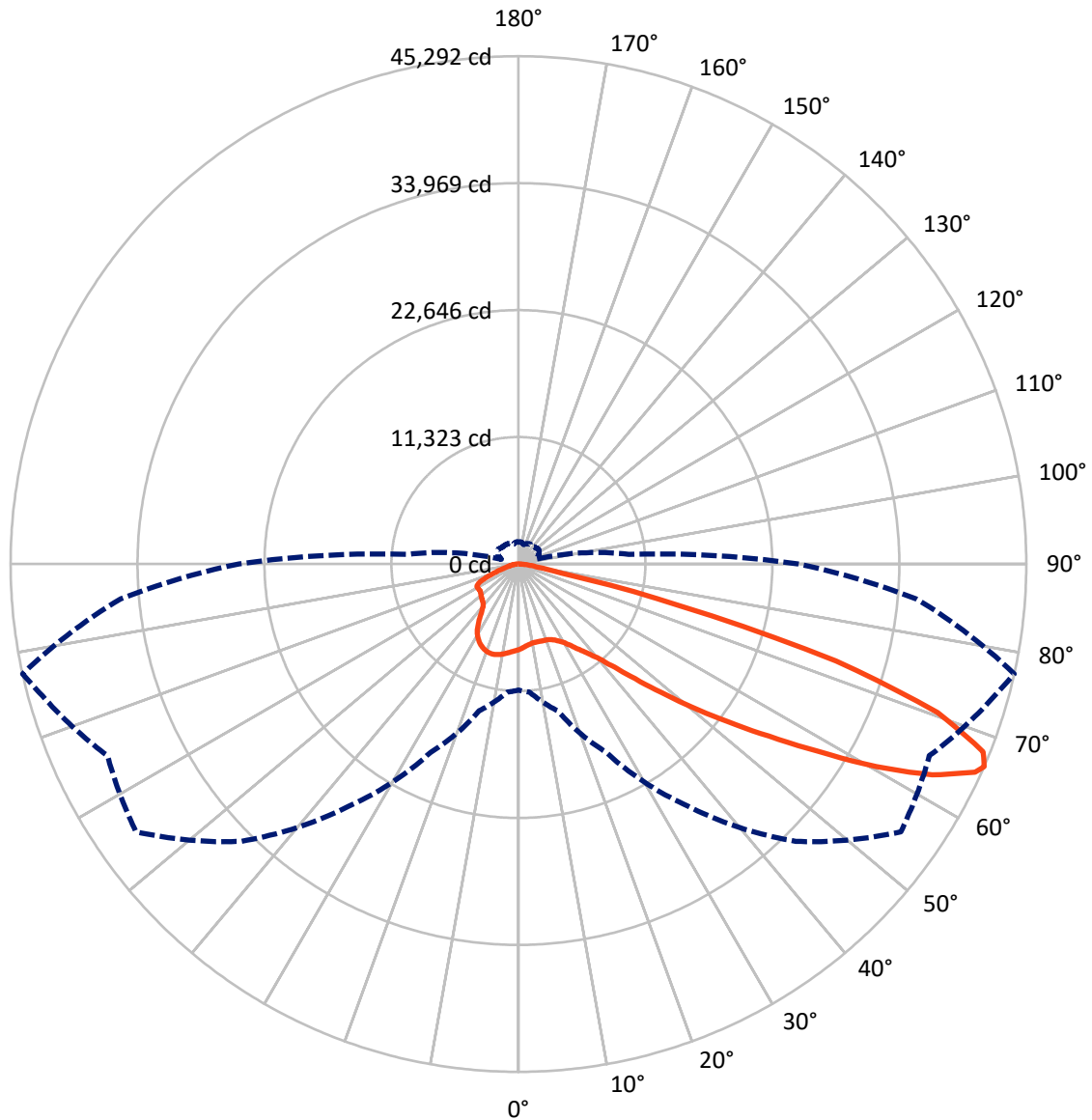


Based on 30 foot mounting height. Maximum calculated value = 10.4 fc
 Type III - Short - Full Cutoff

REPORT NUMBER: P192306

CATALOG NUMBER: GLEON-AF-08-LED-E1-T3R-7050-1200

Luminous Intensity Polar Plot



— Vertical Plane Through 77.5-Deg Lateral - - - Horizontal Cone Through 66-Deg Vertical

REPORT NUMBER: P192306

CATALOG NUMBER: GLEON-AF-08-LED-E1-T3R-7050-1200

FLUX DISTRIBUTION:

		Downward	Upward	Total
House Side	Lumens	9141.2	0.0	9141.2
	% Fixture	17.1	0.0	17.1
Street Side	Lumens	44364.8	0.0	44364.8
	% Fixture	82.9	0.0	82.9
Total	Lumens	53506.0	0.0	53506.0
	% Fixture	100.0	0.0	100.0

Coefficient of Utilization

ZONAL LUMENS:

Zone	Lumens	% Fixture
0°-10°	681.2	1.3
10°-20°	1921.8	3.6
20°-30°	3279.9	6.1
30°-40°	5250.5	9.8
40°-50°	8111.6	15.2
50°-60°	11505.0	21.5
60°-70°	15390.6	28.8
70°-80°	6683.8	12.5
80°-90°	681.5	1.3
90°-100°	0.0	0.0
100°-110°	0.0	0.0
110°-120°	0.0	0.0
120°-130°	0.0	0.0
130°-140°	0.0	0.0
140°-150°	0.0	0.0
150°-160°	0.0	0.0
160°-170°	0.0	0.0
170°-180°	0.0	0.0
0°-90°	53506.0	100.0
0°-180°	53506.0	100.0



REPORT NUMBER: P192306

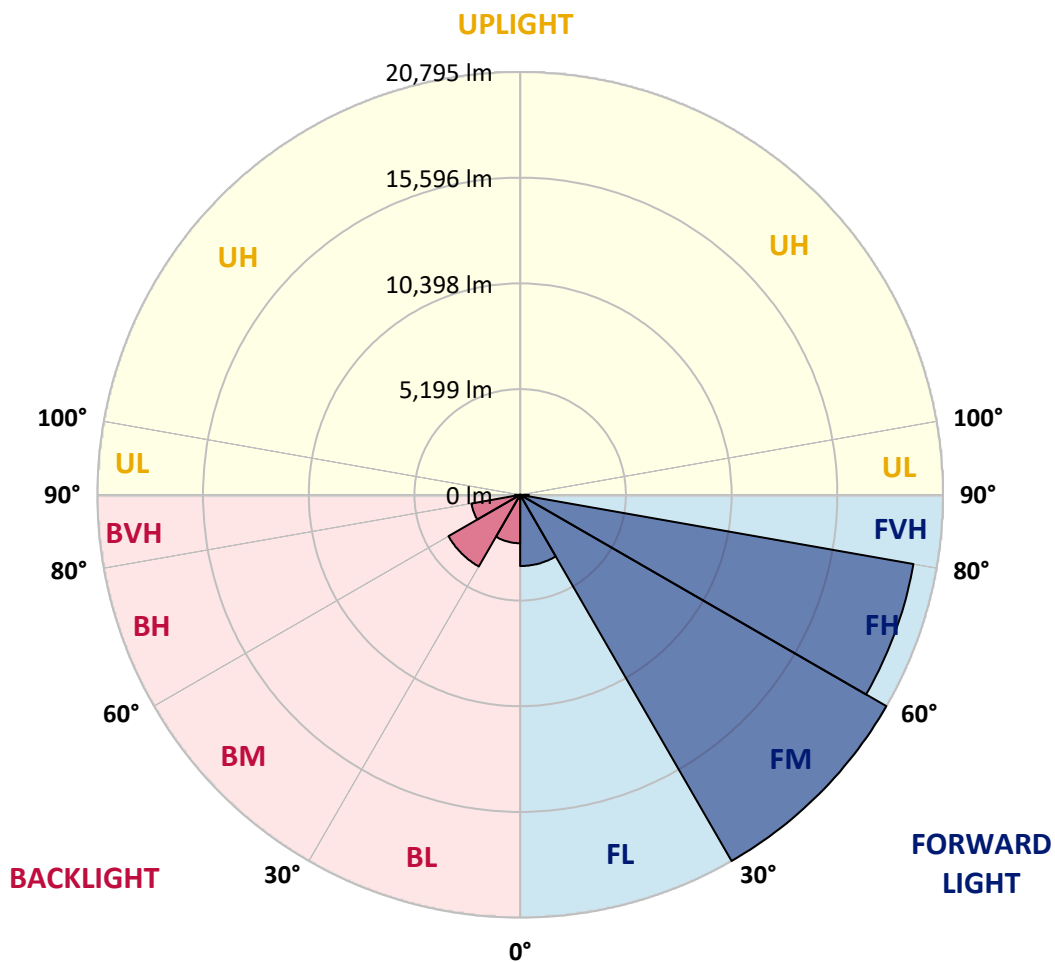
CATALOG NUMBER: GLEON-AF-08-LED-E1-T3R-7050-1200

LUMINAIRE CLASSIFICATION SYSTEM LUMEN TABLE AND BUG RATING:

Zone		Lumens	% Fixture	Zone Rating/Lumen Limit		
				B	U	G
FL	(0°-30°)	3502.2	6.5			
FM	(30°-60°)	20795.2	38.9			
FH	(60°-80°)	19640.0	36.7			G5
FVH	(80°-90°)	427.4	0.8			G3/500
BL	(0°-30°)	2380.7	4.4	B3/2500		
BM	(30°-60°)	4071.9	7.6	B3/5000		
BH	(60°-80°)	2434.5	4.5	B3/2500		G3/2500
BVH	(80°-90°)	254.1	0.5			G3/500
UL	(90°-100°)	0.0	0.0		U0/0	
UH	(100°-180°)	0.0	0.0		U0/0	

BUG Rating: B3-U0-G5

Type III Short





REPORT NUMBER: P192306

CATALOG NUMBER: GLEON-AF-08-LED-E1-T3R-7050-1200

CANDELA DISTRIBUTION (FULL):

	0°	5°	15°	25°	35°	45°	55°	65°	75°	77.5°	85°
0°	7624.9	7624.9	7624.9	7624.9	7624.9	7624.9	7624.9	7624.9	7624.9	7624.9	7624.9
2.5°	6745.1	6790.6	6828.5	6863.9	6934.7	7051.0	7185.0	7293.7	7450.4	7480.8	7564.2
5°	6125.7	6125.7	6156.0	6209.1	6305.2	6479.6	6661.6	6904.3	7245.6	7326.5	7549.0
7.5°	5824.8	5827.4	5845.1	5890.6	5974.0	6133.3	6333.0	6618.7	7081.3	7215.3	7594.5
10°	5936.1	5910.8	5872.9	5850.1	5862.7	5956.3	6145.9	6464.4	6980.2	7152.1	7695.6
12.5°	6558.0	6510.0	6378.5	6204.0	6037.2	5968.9	6080.2	6391.1	6937.2	7136.9	7829.6
15°	7574.3	7554.1	7308.8	6947.3	6542.8	6204.0	6128.2	6363.3	6942.3	7154.6	7988.9
17.5°	8848.5	8820.7	8497.1	7971.2	7311.4	6651.5	6297.6	6386.1	6960.0	7185.0	8143.1
20°	10135.3	10049.3	9700.5	9073.5	8226.6	7260.8	6578.2	6444.2	6982.7	7217.8	8304.9
22.5°	11096.0	11025.2	10711.7	10102.4	9126.6	7966.2	6954.9	6545.3	7056.0	7313.9	8504.7
25°	11940.4	11945.4	11634.5	11045.4	10036.7	8714.5	7440.3	6815.9	7243.1	7511.1	8777.7
27.5°	12984.5	12923.8	12633.1	12049.1	10936.7	9470.4	8026.8	7187.5	7521.2	7791.7	9136.7
30°	14233.4	14190.4	13854.2	13191.8	11935.3	10281.9	8696.8	7619.8	7880.2	8160.8	9606.9
32.5°	15702.3	15682.0	15333.1	14481.2	13088.2	11237.6	9483.0	8191.2	8416.2	8706.9	10281.9
35°	17426.4	17429.0	17016.9	15993.0	14349.7	12349.9	10375.5	8926.8	9068.4	9371.8	11085.9
37.5°	18488.3	18617.2	18463.0	17418.9	15778.1	13593.8	11533.4	9902.7	9811.7	10117.6	11948.0
40°	18715.8	18872.5	19360.5	18829.6	17375.9	14964.0	12559.8	10840.6	10726.9	11101.0	13057.8
42.5°	18397.2	18614.7	19646.1	20020.3	19072.3	16652.8	13940.1	12233.7	12089.5	12592.6	14438.2
45°	18207.6	18369.4	19562.7	20639.7	20543.6	18561.6	15697.2	13983.1	13930.0	14589.9	16030.9
47.5°	17879.0	18025.6	19173.4	20783.8	21408.3	20311.0	17808.2	16121.9	16225.6	17090.2	17828.4
50°	18056.0	18116.6	18738.5	20417.2	21658.5	21592.8	20166.9	18599.5	18953.4	20033.0	19863.6
52.5°	18030.7	18187.4	18688.0	19815.5	21691.4	22384.1	22490.3	21362.8	22108.6	23347.3	22121.2
55°	14577.2	14865.4	18093.9	19663.8	21807.7	23160.3	24558.3	24275.2	25665.6	27109.2	24669.6
57.5°	13919.9	14101.9	15891.9	19982.4	22424.6	24641.7	26858.9	27480.8	29806.7	31482.9	27774.1
60°	13791.0	14016.0	15869.1	20371.7	23676.0	27056.1	30269.4	31361.5	34845.3	36680.7	31374.2
62.5°	13389.0	13631.7	15720.0	20321.2	25453.3	30395.8	34635.5	35487.5	39623.5	41408.3	34385.2
65°	12114.8	12342.4	14503.9	19504.6	26651.6	33960.5	39803.0	39269.5	43395.5	44737.9	35886.9
66°	11242.6	11465.1	13545.8	18543.9	26373.5	34971.7	41633.3	40440.1	44239.9	45291.6	35593.6
67.5°	9647.4	9821.8	11685.0	16392.4	24894.6	35254.9	43173.0	41319.9	44328.3	44700.0	33917.5
70°	6095.3	6145.9	7594.5	11315.9	18844.7	30575.3	40829.4	39135.6	40672.7	39666.5	28433.9
72.5°	2644.4	2626.7	3645.6	5756.6	10668.7	20515.8	33027.6	32291.9	31905.1	29609.5	19904.0
75°	1471.4	1491.6	1893.6	2672.2	4335.8	10077.2	21605.5	20675.1	17456.8	14895.8	9025.4
77.5°	1180.6	1208.4	1570.0	1896.1	1946.7	3514.1	10110.0	8226.6	4952.6	3974.2	2507.9
80°	932.9	983.4	1370.2	1476.4	1312.1	1448.6	3266.4	2611.6	1959.3	1797.5	1299.5
82.5°	738.2	773.6	1175.6	1117.4	917.7	975.9	1564.9	1524.5	1274.2	1160.4	750.9
85°	530.9	596.6	965.7	841.9	601.7	657.3	1039.1	996.1	730.6	596.6	331.2
87.5°	217.4	283.2	682.6	558.7	336.2	305.9	518.3	487.9	346.4	252.8	164.3
90°	0.0	0.0	0.0	0.0	0.0	0.0	0.0	0.0	0.0	0.0	0.0



REPORT NUMBER: P192306

CATALOG NUMBER: GLEON-AF-08-LED-E1-T3R-7050-1200

CANDELA DISTRIBUTION (continued):

	90°	95°	105°	115°	125°	135°	145°	155°	165°	175°	180°
0°	7624.9	7624.9	7624.9	7624.9	7624.9	7624.9	7624.9	7624.9	7624.9	7624.9	7624.9
2.5°	7617.3	7678.0	7756.3	7804.4	7829.6	7847.3	7875.1	7872.6	7880.2	7882.7	7892.8
5°	7667.8	7769.0	7882.7	7913.1	7913.1	7885.3	7857.4	7811.9	7794.2	7789.2	7794.2
7.5°	7799.3	7910.5	8009.1	7973.7	7897.9	7786.7	7642.6	7516.1	7447.9	7425.1	7420.1
10°	7966.2	8100.1	8140.6	8006.6	7784.1	7516.1	7230.5	7023.2	6904.3	6871.5	6861.4
12.5°	8168.4	8294.8	8239.2	7956.0	7544.0	7111.6	6717.3	6386.1	6138.3	6059.9	6054.9
15°	8390.9	8489.5	8294.8	7799.3	7185.0	6547.9	5845.1	5273.7	4965.3	4866.7	4859.1
17.5°	8598.2	8648.8	8261.9	7526.3	6656.6	5625.1	4692.2	4252.3	4146.1	4171.4	4176.5
20°	8775.2	8775.2	8150.7	7134.4	5824.8	4409.1	3820.0	3812.4	3888.3	3964.1	3979.3
22.5°	8969.8	8853.5	7956.0	6580.7	4646.7	3607.7	3521.7	3592.5	3678.4	3761.9	3774.5
25°	9210.0	8916.7	7685.5	5741.4	3653.2	3276.5	3309.3	3367.5	3410.5	3463.5	3471.1
27.5°	9478.0	8997.6	7329.1	4586.0	3170.3	3069.2	3094.4	3114.7	3109.6	3129.8	3134.9
30°	9799.1	9091.2	6841.1	3584.9	2970.6	2892.2	2846.7	2829.0	2829.0	2861.9	2874.5
32.5°	10228.8	9230.2	6140.8	3071.7	2874.5	2765.8	2619.1	2553.4	2578.7	2689.9	2715.2
35°	10701.6	9379.4	5192.8	2897.2	2854.3	2707.6	2480.1	2358.8	2361.3	2464.9	2497.8
37.5°	11217.3	9569.0	4153.7	2864.4	2899.8	2710.2	2406.8	2239.9	2171.7	2171.7	2184.3
40°	11877.2	9763.7	3362.4	2887.1	2995.8	2740.5	2368.9	2146.4	1954.2	1959.3	1969.4
42.5°	12736.8	9930.5	2937.7	2935.2	3112.1	2781.0	2366.3	2022.5	1855.7	1969.4	2073.1
45°	13692.4	10013.9	2750.6	2978.1	3205.7	2806.2	2325.9	2002.3	1868.3	2207.1	2404.3
47.5°	14792.1	9965.9	2647.0	2993.3	3228.4	2806.2	2280.4	2050.3	1956.8	2555.9	2786.0
50°	15998.0	9826.9	2545.8	2963.0	3220.8	2801.2	2323.4	2098.4	1989.6	2616.6	2775.9
52.5°	17416.3	9710.6	2439.7	2897.2	3167.8	2773.4	2373.9	2078.1	1886.0	2379.0	2490.2
55°	19034.3	9743.4	2320.8	2803.7	3084.3	2720.3	2356.2	1997.2	1777.3	2095.8	2164.1
57.5°	21102.4	10135.3	2179.3	2684.9	2970.6	2631.8	2293.0	1959.3	1744.4	1901.2	1941.6
60°	23410.5	10817.9	2002.3	2566.1	2829.0	2490.2	2245.0	1977.0	1759.6	1886.0	1906.2
62.5°	25104.4	11214.8	1850.6	2391.6	2636.8	2333.5	2184.3	1999.8	1800.0	1939.1	1934.0
65°	25564.5	10562.6	1661.0	2136.3	2376.4	2169.1	2108.5	2025.0	1817.7	1982.1	1959.3
66°	24919.8	9859.7	1577.6	2017.5	2245.0	2088.2	2070.5	2022.5	1810.1	1987.1	1949.2
67.5°	23354.9	8418.7	1433.5	1843.0	2035.1	1966.9	2009.9	1999.8	1789.9	1982.1	1929.0
70°	19047.0	5743.9	1226.1	1534.6	1693.9	1731.8	1893.6	1918.9	1724.2	1893.6	1777.3
72.5°	13308.1	3498.9	1084.6	1190.8	1370.2	1476.4	1734.3	1807.6	1635.7	1653.4	1542.2
75°	6431.6	1858.2	983.4	922.8	1064.3	1233.7	1542.2	1655.9	1496.7	1382.9	1342.4
77.5°	2004.8	1135.1	834.3	743.3	834.3	996.1	1289.3	1451.2	1332.3	1157.9	1142.7
80°	1077.0	834.3	642.1	596.6	659.8	781.2	1013.8	1211.0	1145.2	1039.1	927.8
82.5°	710.4	541.0	475.3	462.6	503.1	596.6	753.4	1003.7	1003.7	889.9	647.2
85°	366.6	331.2	326.1	326.1	351.4	396.9	513.2	773.6	824.2	470.2	389.3
87.5°	182.0	189.6	177.0	184.6	197.2	194.7	245.2	389.3	465.2	285.7	237.6
90°	0.0	0.0	0.0	0.0	0.0	0.0	0.0	0.0	0.0	0.0	0.0

(END OF REPORT)